



An Introduction To Google Classroom For Parents And Carers.

Google Classroom is a free and secure learning network for teachers, students and schools. It provides a safe way for us to connect, share content, access homework, participate in discussions and receive class information with each other. At St Lawrence, we are planning to move over to this platform, which will eventually replace the VLE. With this in mind, we are now beginning to teach the children how to use it. In the event of a second lockdown, we hope that we may be able to use Google Classroom as it is simple to use and is a more effective home learning tool.

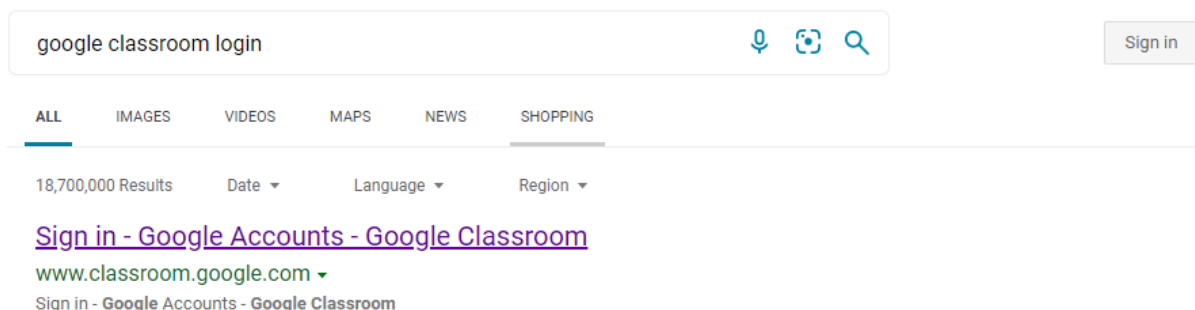
Using Google Classroom allows you and your child to have access to work and other useful learning materials at any time through the internet. It is accessible online and through any mobile devices with Internet capabilities including iPhone, iPad and Android devices. It can also be used by school staff to keep students and parents informed of due dates, assignments and to give grades or feedback on completed work. Google Classroom is also used by the children to ask questions about assignments they have been set.

Your son or daughter has been given a Google Classroom "class". By logging on to either the Google Classroom website in a web browser, or by using the Google Classroom app on their phone/tablet, they can see all of the "announcements" (messages) and "assignments" (homework) that their teachers have sent them.

The children have been taught how to turn in a completed piece of work on Google Classroom and how to access the scores or marking relevant to that work.

To sign in:

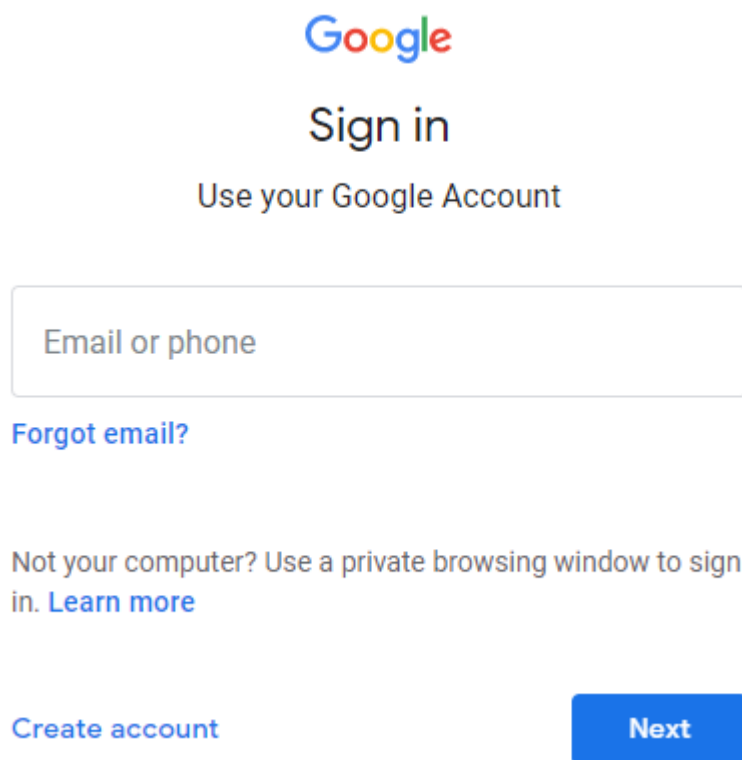
1. Visit www.google.co.uk
2. Click on the blue 'Sign in' button in the top right-hand corner of the screen



3. Enter your child's username e.g. 19smitj@gsuite.stlawrence-junior.surrey.sch.uk
4. (Their user name is made up by the unique number of their year group, followed with a capital letter for the first letter of their surname, then the next 3

letters of their surname all in lowercase and then the first letter of their Christian name as a capital. After this, for everyone it's: @gsuite.stlawrence-junior.surrey.sch.uk

5. The children have been given their passwords, if the unlikely event that they may have lost it (!) please ask their class teacher, who can remind them.

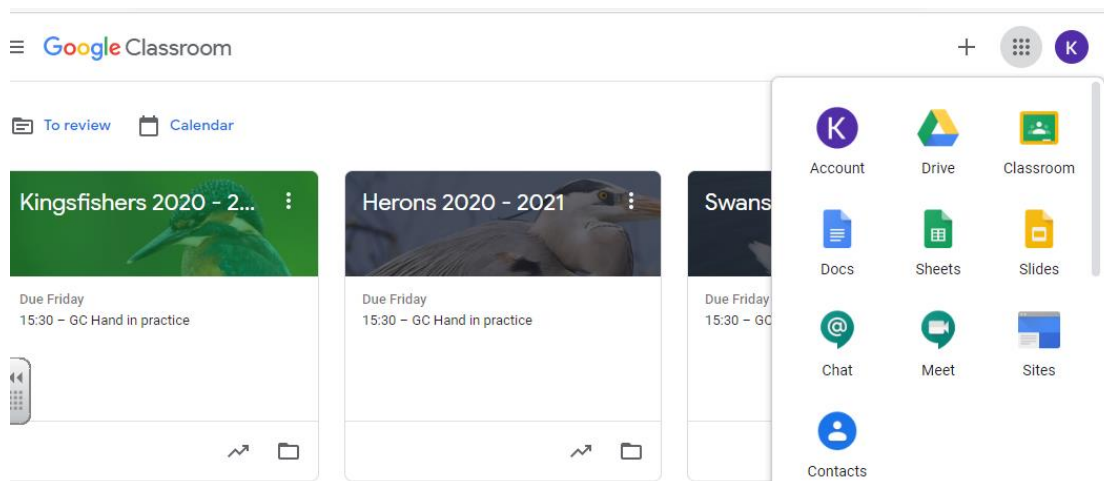


The image shows the Google Sign in interface. At the top is the Google logo, followed by the text 'Sign in' and 'Use your Google Account'. Below this is a text input field labeled 'Email or phone'. Under the field is a link 'Forgot email?'. Further down is a message: 'Not your computer? Use a private browsing window to sign in. [Learn more](#)'. At the bottom are two buttons: 'Create account' and 'Next'.

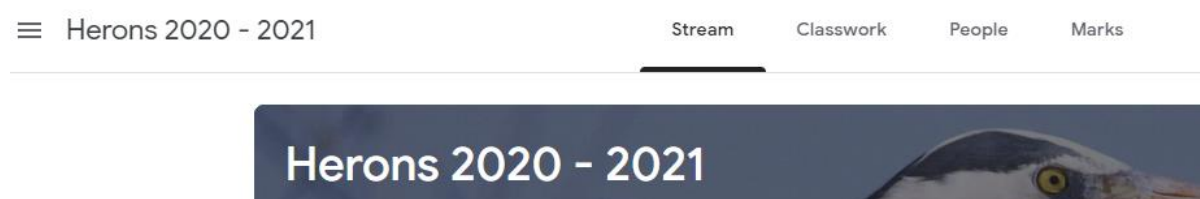
6. Enter your child's password
7. The blue 'Sign in' button will now be replaced with your child's initial or personalised image



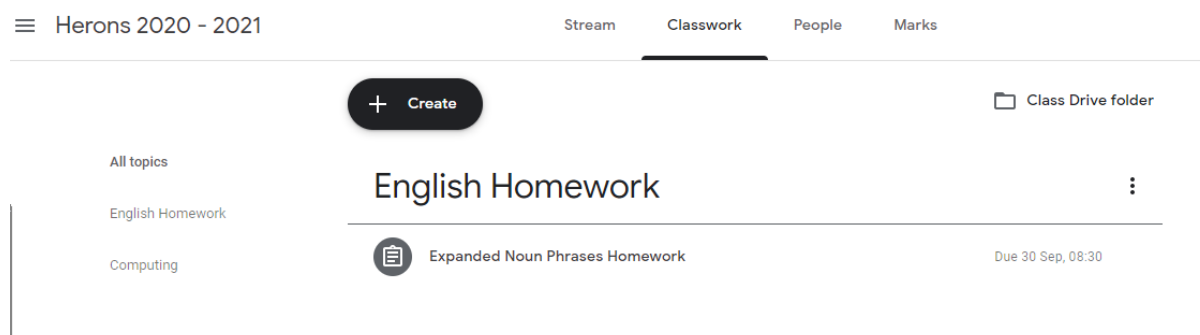
8. Click on the 9 grey dots in the top right-hand corner and select 'Google Classroom'



9. Click on the 'Classwork' button at the top.



10. The Classwork page opens up to show you all the assignments set for your child.



Please note:

Google Classroom is an educational tool that will be used strictly for educational purposes.

Our guidelines for using Google Classroom at St Lawrence are as follows:

- Students will be required to use appropriate grammar instead of texting language.
- The site will be used to discuss school-related content only.
- The children have been taught about internet safety and about commenting appropriately on the internet. We expect the highest standards of online behaviour from all children whenever posting on GC. We have the ability to temporarily "mute" the children who do not meet our expectations and we will explain that this is a consequence of inappropriate or unkind posting.

If you get a chance, please would you ask your son or daughter to show you how they log on to Google Classroom and how they access their work and turn it work in? This would help you to understand what they are being asked to do and would also help them to remember how to perform the basic GC tasks, just in case we do have to close bubbles in the school. We've all got our fingers crossed that this won't have to happen but want to be prepared! We will be using GC to set homework in the future anyway so this work will not be in vain!

If you have any questions or concerns, please speak to your child's class teacher.